













“YO TENGO....¿QUIÉN TIENE...?”

A vocabulary review game

Example with class items, subjects, time and locations in school

- Adapted from the popular math game “I have 5, who has 3+7?”
- Objective: How fast can you run through a set of cards?
- Set-up:
 - Create a table in Word in which you can easily type and add images to each cell.
 - Copy the table so you have the same number of cells as number of students in your class and you.
 - Start your game by writing an answer: “Yo tengo pegamento” at the top of the card and then add a “who has” question at the bottom “¿quién tiene arte a las 3”
 - On the next cell answer the previous question and add a new question. ***on the last cell your question should match the answer you typed in the first cell. ** add images for young learners!
 - The example below uses foods and place settings.

Yo tengo una fresa.   ¿Quién tiene platanos?	Yo tengo un cuchillo.   ¿Quién tiene leche?
Yo tengo platanos.   ¿Quién tiene pollo?	Yo tengo leche.   ¿Quién tiene dos vasos?
Yo tengo pollo.   ¿Quién tiene un cuchillo?	Yo tengo dos vasos   ¿Quién tiene fresas?

- Print out ONE SET of cards: I printed mine on labels and stuck them to index cards. If not, just print a set and cut into cards and pass out to students.

- TO PLAY:
 1. You begin by asking the question on your card.
 2. Students look at card, if they can answer they answer your question then ask the question at the bottom of their card.
 3. Another student answers the question asked and asks his/her own question
 4. Game ends when the teacher answers a question. If correct everyone should have answered and asked one question during the course of the game!
- OPTIONS:
 - ✓ Time the game (this might be good after a trial run!)
 - ✓ Double the cards (no repeats) and give each student two cards
 - ✓ Use numbers/colors (2 vasos, and 5 vasos" to repeat vocab words and increase card numbers
 - ✓ Be creative... this game has many possibilities! Imagine doing a SKYPE session and playing with another class?

Here how it goes using the cards above..

Teacher: "¿Quién tiene plátanos?"

Random student #1: "Yo tengo plátanos. ¿Quién tiene pollo?"

Random student #2: "Yo tengo pollo. ¿Quién tiene un cuchillo?"

And so on. ...

QR code and link to game cards using subjects, time and school locations:



<http://tinyurl.com/zlszw95>

Monica Lluch
 LS Spanish and Technology Integrator
 Far Hills Country Day School
 MLluch@fhcds.org

 @mrsSraLluch